



PRODUCT DATASHEET

AutroGuard® Air duct sampling unit stainless steel BWP-143A-SS/AG

Features

- Designed for AutroGuard protectors
- Detects smoke in ventilation ducts
- Reduces dust and other deposits on the detector
- Stainless steel version (AISI316L)
- Terminal blocks for easy connection

Description

The AutroGuard Air Duct Sampling Unit BWP-143A-SS/AG is designed for early detection of smoke and combustion products in ventilation ducts of commercial and industrial applications.

All AutroGuard protectors can be mounted in an air duct sampling unit to detect smoke in ventilation ducts.

The principle of operation is based on the Venturi effect. The unit is mounted on the outside of the duct with the sampling tubes extending into the HVAC duct. Air flowing through the duct will cause a differential pressure across the inlet tube and the exhaust tube. This pressure sets up an airflow through the housing where the airflow is forced to pass the detector head.


Air sampling pipes

The length of the sampling pipes should be (approximately) between 2/3 and the full width of the duct.

Air sampling pipes are available in several lengths and must be ordered separately. See pipekit list for part numbers and lengths.

When using sampling pipes above the length of 800 mm, it should be considered if mechanical support inside the duct is needed.

The unit is delivered with 6 holes for glands or plugs $\varnothing 20$ mm. Plastic plugs for transport is included. The type of glands and plugs must be according to local regulations and requirements.



Glands, plugs and locking nuts are NOT part of delivery and must be specified separately. An overview of some available fittings in Autronica's portfolio is listed on the next page.

Part number	Description
116-BWP-143A-SS/AG	Air duct sampling unit (stainless steel) for AutroGuard® protectors

Autronica delivers the following pipekits in different lengths:

Part number	Description
116-BJ-358/100	Pipekit L =100 mm
116-BJ-358/150	Pipekit L =150 mm
116-BJ-358/300	Pipekit L =300 mm
116-BJ-358/550	Pipekit L =550 mm
116-BJ-358/800	Pipekit L =800 mm
116-BJ-358/1000	Pipekit L =1000 mm
116-BJ-358/1500	Pipekit L =1500 mm

Autronica delivers the following cable glands:

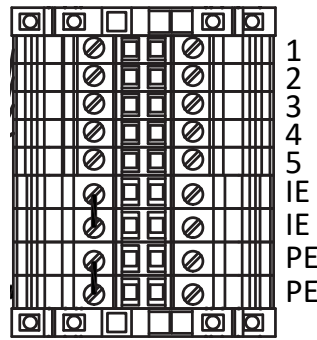
Part number	Description
116-6571-070.2020	CABLE GLAND A2LBFNP20M20 - (Ø20mm) - Nickel plated brass - IP66 and IP68 - Cable dia. min 9,4mm / max 14,0mm
116-6530-030.0020	SPMH/NP/M20 BLIND PLUG - (Ø20mm) - Nickel plated brass - IP66 and IP68
116-6531-006.0920	GLAND NUT M20X1.5 BRASS - (Ø20mm) - Nickel plated brass
116-6571-072.2020	CABLE GLAND M20 A2LDSSF/20 SS - (Ø20mm) - Stainless steel - IP66 and IP68 - Cable dia. min 9,4mm / max 14,0mm
116-6530-030.0120	BLIND PLUG M20 SPMH1SF/M20 - (Ø20mm) - Stainless steel - IP66 and IP68
116-6531-020.0020	GLAND NUT ACSLN/M20X1.5 SS - (Ø20mm) - Stainless steel

Technical specifications

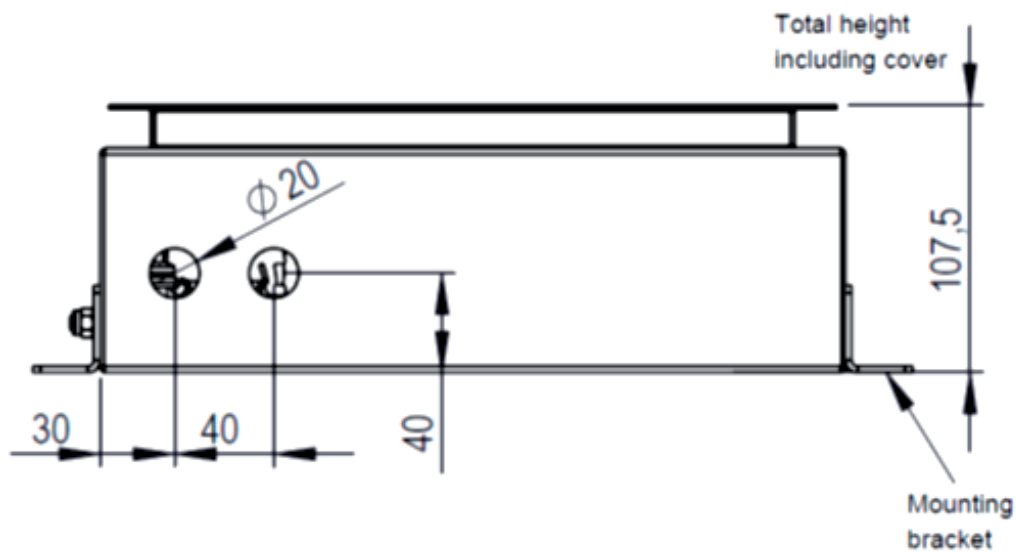
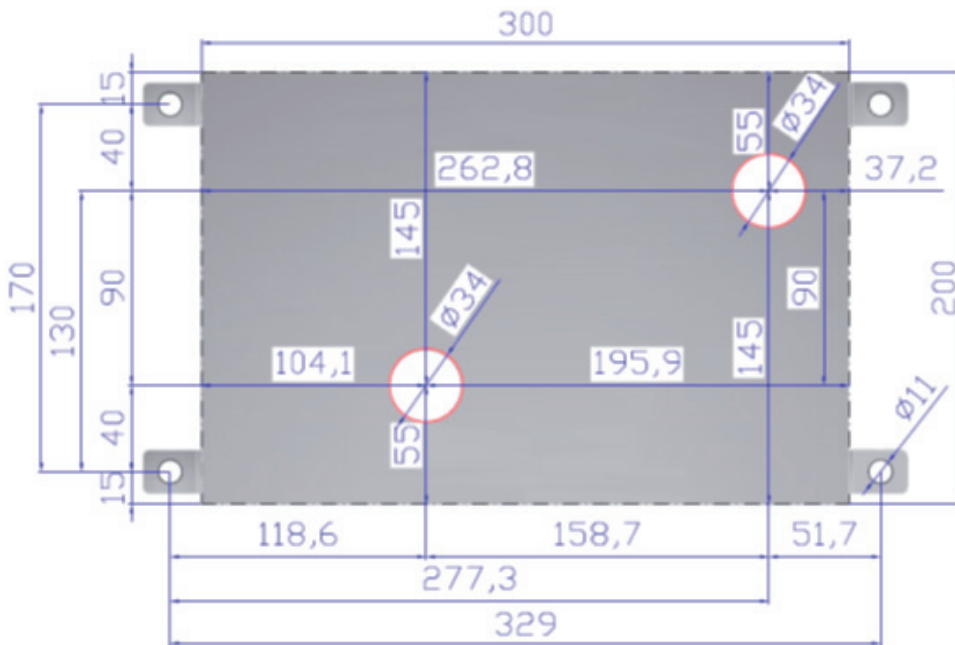
Dimensions box	HxWxD = 200x300x118,5mm
Materials	AISI316L, acc. NS-EN-10088-2, 1.4404
Colour	Grey (stainless steel)
Weight	
116-BWP-143A-SS/AG	4280 g
116-BJ-358/100	123 g
116-BJ-358/150	172 g
116-BJ-358/300	322 g
116-BJ-358/550	570 g
116-BJ-358/800	820 g
Air velocity in duct	4-25 m/s
Cable termination	Terminal
Maintenance	Depends on the local environment. Recommended actions 6-12 months after installations. Includes cleaning, visual inspection, re-tightening of screws and glands. For details, refer to Mounting Instructions.
Service	No serviceable parts.
Degree of protection	IP66 - Depending on the chosen glands and blind plugs

Field cable connection

1. Pos (+) Alcom Loop IN
2. Pos (+) Alcom Loop OUT
3. Neg (-) Alcom Loop IN
4. Neg (-) Alcom Loop OUT
5. Spare
6. IE - Instrument Earth
7. IE - Instrument Earth
8. PE - Safety/Protective Earth
9. PE - Safety/Protective Earth



Dimensions (mm)



Air direction

